

Policy and Sustainability Committee

10.00am, Tuesday, 17 January 2023

Police Scotland – Edinburgh City Division Scrutiny Report April – September 2022

Executive/routine
Wards
Council Commitments

1. Recommendations

- 1.1 To note the update from the divisional commander.

Richard Carr
Interim Executive Director of Corporate Services

Contact: Jamie Macrae, Committee Officer
Legal and Assurance Division, Corporate Service Directorate
E-mail: jamie.macrae@edinburgh.gov.uk | Tel: 0131 553 8242

Report

Police Scotland – Edinburgh City Division Scrutiny Report April – September 2022

2. Executive Summary

- 2.1 This report provides the update from Police Scotland on the Edinburgh City Division during the period April to September 2022.

3. Background

- 3.1 In May 2019 the Council agreed that police and fire and rescue service city-wide plans, policies and performance would be considered by the Policy and Sustainability Committee.
- 3.2 This provides a forum for Police Scotland and the Scottish Fire and Rescue Service to discuss major cross-cutting issues with the Council as well as fulfilling their duty to engage with the local authority.
- 3.3 The [Police and Fire Reform \(Scotland\) Act 2012](#) requires the local commander to provide the local authority with:
- 3.3.1 reports on the carrying out of police functions in its area (including by reference to any local policing plan in force for the area),
 - 3.3.2 statistical information on complaints made about the Police Service in, or the policing of, its area, and
 - 3.3.3 other information about the policing of its area

4. Main report

- 4.1 This report covers the period 1 April 2022 – 30 September 2022 and is part of a regular update from the divisional commander to the Policy and Sustainability Committee.
- 4.2 The report contains an overview and summary by the Divisional Commander, a summary of local policing priorities, crime statistics, and progress made around Police Scotland's strategic outcomes: Public Safety and Wellbeing; Needs of Local Community; Confidence in Policing; and Positive Working Environment.

5. Next Steps

- 5.1 Under the [Police and Fire Reform \(Scotland\) Act](#) the Council can monitor and provide feedback to the local commander.

6. Financial impact

- 6.1 Not applicable.

7. Stakeholder/Community Impact

- 7.1 Not applicable.

8. Background reading/external references

- 8.1 Policy and Sustainability Committee 10 June 2021 – [Police Scotland – City of Edinburgh Division Update](#)
- 8.2 Policy and Sustainability Committee 10 June 2021 – [Police Scotland – City of Edinburgh Division Update](#)
- 8.3 Policy and Sustainability Committee 5 October 2021 – [Police Scotland – City of Edinburgh Division Update](#)
- 8.4 Policy and Sustainability Committee 29 March 2022 – [Police Scotland – City of Edinburgh Division Update](#)
- 8.5 Policy and Sustainability Committee 30 August 2022 – [Police Scotland – City of Edinburgh Division Update](#)

9. Appendices

Report by the Divisional Commander

POLICING FOR A SAFE, PROTECTED AND RESILIENT SCOTLAND



POLICE
SCOTLAND
Keeping people safe
POILEAS ALBA

EDINBURGH CITY DIVISION

SCRUTINY REPORT

April - September 2022

OFFICIAL



Contents

Introduction by the Divisional Commander.....	3
Summary of Local Policing Priorities.....	4
Edinburgh City Division At a glance.....	5
Strategic Outcome: Public Safety and Wellbeing.....	6
Strategic Outcome: Needs of Local Community.....	14
Strategic Outcome: Confidence in Policing.....	15
Strategic Outcome: Positive Working Environment.....	16
Crime Statistics.....	17
Useful Links.....	26

Introduction by the Divisional Commander



I am pleased to present the Edinburgh City Division scrutiny report for April to September 2022. This period has seen a number of large-scale and unique policing operations, bringing significant attention to the capital and Police Scotland.

Operation Unicorn was activated upon the death of Her Majesty The Queen, resulting in thousands of officers from across Scotland being deployed daily in order to facilitate both the public mourning and ensure various historic and constitutional events could be conducted safely and with dignity.

The eyes of the world were on us, yet there were no security breaches; no significant violence or disorder; no safety issues; and relatively few arrests among countless interactions and engagements between officers and our fellow citizens over the course of the Operation Unicorn period. This is a testament to the hard work and diligence of our officers, staff, and partners in their planning and delivery of this operation.

This year has also marked the return of a full-scale Fringe Festival, celebrating its 75th anniversary. With over 2.2 million tickets sold and 3400 shows on offer, visitors flocked to the capital, and were able to do so safely thanks to the efforts of all those involved in Operation Summer City, our annual policing response to these events.

Communities in our city were targeted by a minority of individuals on Bonfire Night, intent on causing fear, alarm and destruction. As a result, public property was damaged, a retail premises was broken into, and emergency services personnel were subjected to attacks. I have had dedicated investigators tasked with identifying anyone who was involved, including trawling hours of CCTV footage and a number of people have been charged. Further information can be found in this report.

I had the recent pleasure of welcoming another 25 new Probationer Constables to the Division, these officers will help the current establishment to keep our residents and visitors safe as they enjoy the festivities on offer in Edinburgh during Operation Winter City. These officers will also build on our success in reducing violent and acquisitive crime, learning on the job, from our more experienced officers and detectives.

Looking ahead, planning is already underway for a busy Spring and Summer, with a number of concerts, football fixtures, the Six Nations, and many other events in our city to look forward to. We will do this at the same time as managing our business as usual to help keep Edinburgh safe.

I must also mention that whilst the 2023-2024 budget allocation for policing was a welcome improvement on the level indicated in the Scottish Government's Resource Spending Review, hard choices still lie ahead to deliver effective policing within the revenue budget available, and our capital funding remains significantly lower than that needed to progress improvements to our technology, buildings and vehicles. That said, I will continue to work hard to ensure Edinburgh Division has what it needs to keep the capital's citizens safe

Chief Superintendent Sean Scott
Divisional Commander



Summary of Local Policing Priorities

For the reporting period of 1st April 2022 to 30th September 2022, a total of 24257 crimes were recorded by Edinburgh Division. This is a reduction of 6.5% (1699 fewer crimes) against the five year average. Solvency has reduced by 2.8% over the same five year period to 52.9%. The following summary provides a breakdown in respect of our Local Policing Priorities against the 5 year average, and against last year to date (LYTD) where the 5 year average is not available. The 5 year average remains the primary comparator for analysing performance, however it contains and is influenced by the performance data of the 2020/21 Covid-19 pandemic.

Addressing Violence

Overall violent crime has reduced by 9.8% (343 fewer crimes) against the 5 year average. There have been 3 recorded murders, which is 2 more than the 5 year average. Attempted murder has increased by 60.4% (6 more crimes) against the 5 year average. Serious assaults have reduced by 12.5% (22 fewer crimes) against the 5 year average. Common assault (including emergency workers) has reduced by 8.7% (276 fewer crimes) against the 5 year average.

Reducing Drug Harm and Targeting Supply

Partnership work with the National County Lines Co-ordination Centre continues, with the aim of reducing the opportunities for external Serious and Organised Crime Groups to supply controlled substances in Edinburgh, whilst also providing safeguarding opportunities for those that are exploited. Proactive enforcement has resulted in positive recoveries of illegal drugs, cash, related paraphernalia and the seizure of vehicles. Total drug crime has increased by 13.1% (164 more crimes) against the 5 year average.

Targeting Housebreaking and Acquisitive Crime

Acquisitive crime has reduced by 9.7% (826 fewer crimes) against the 5 year average. Domestic housebreaking has reduced by 42.9% (217 fewer crimes) against the 5 year average. Motor vehicle crime has reduced by 6.6% (77 fewer crimes) against the 5 year average. Theft shoplifting reduced by 4.8% (91 fewer crimes), and common theft increased by 0.6% (12 more crimes). Fraud has increased by 36.7% (280 more crimes), which is reflective of the wider national picture.

Dealing with Disorder and Antisocial Behaviour

Antisocial behaviour incidents have reduced by 21.5% (4649 fewer incidents) against the 5 year average. Overall Group 4 crimes (including vandalism, malicious mischief and fire-raising) have reduced by 7.0% (179 fewer crimes) against the 5 year average. Vandalism has reduced by 14.2 % (318 fewer crimes) over the same period.

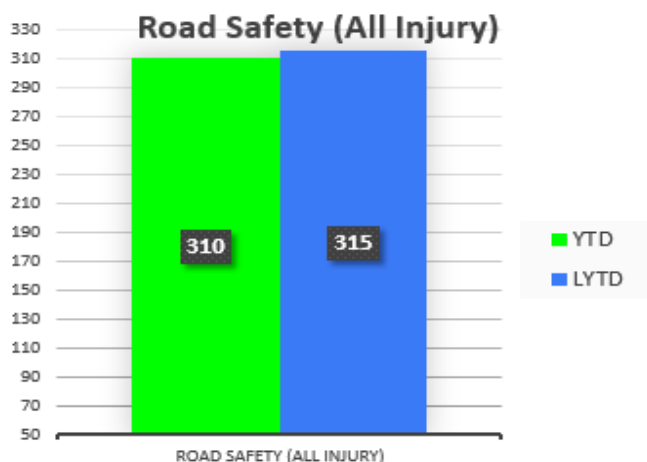
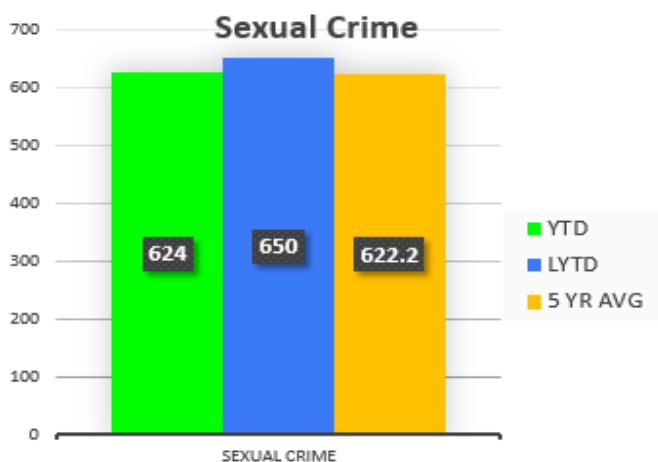
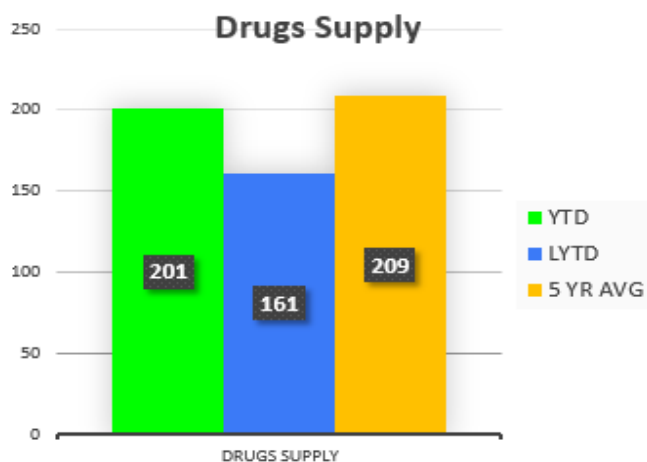
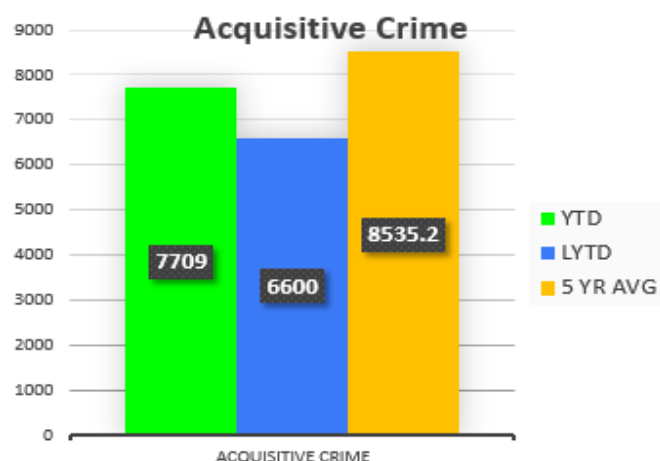
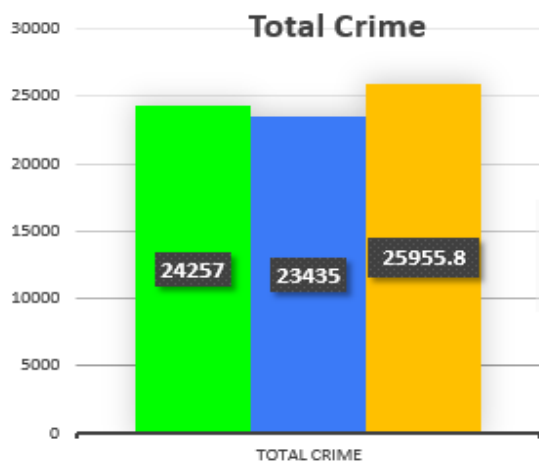
Making Our Roads Safe

Offences in relation to driving and the use of motor vehicles have increased by 0.8% (35 more crimes) compared to the 5 year average. There have been 6 fatal collisions this year to date, compared to two LYTD. There has been a reduction of 11.2% (10 fewer collisions) in serious injury collisions and an increase of 0.4% (1 collision more) in those resulting in slight injury against LYTD.



Edinburgh City Division at a glance

The charts below represent year to date incident and crime demand throughout the division, compared with last year to date and the 5 year average.





Public Safety and Wellbeing

Success means that threats to public safety and wellbeing are resolved by a responsive police service

Addressing Violence

Group 1 crime includes:

- Murder
- Attempted murder
- Serious assault
- Robbery

	Group 1 Recorded Crime	Group 1 Solvency
		
April – September 2022	507	60.7%
April – September 5 year average	472	66.7%
% change from 5 year average	+7.5%	-5.9%

- Group 1 crime has increased by 7.5% (35 more crimes) against the 5 year average. The increase in 'sextortion' and drugging offences has significantly contributed to the increase in Group 1 offences and the reduction in Group 1 solvency. When excluding these offences from the crime statistics, Group 1 crime has reduced by 11.9% (51 fewer crimes) and solvency has increased by 7.9% to 79.5% against the 5 year average.
- S.1 Domestic Abuse Scotland Act (DASA) offences have reduced by 25.6% (20 fewer crimes) against last year to date. DASA offences continue to affect the overall Group 1 picture since its introduction on 1st April 2019.
- 3 murders have been recorded this year, an increase on the 5 year average of 2 murders.
- 17 attempted murders have been recorded this year, which is 6 more than the 5 year average. This increase is a result of targeted acts of violence, with no significant wider risk to members of our communities.
- Serious assaults have reduced by 12.5% (22 fewer crimes) against the 5 year average. Solvency has increased by 5.1%.
- Robbery has reduced against the 5 year average by 38.7% (52 fewer crimes).
- Threats & Extortion has increased by 139.1% (58 more crimes) against the 5 year average. A significant number of these were instances of webcam blackmail or 'sextortion'. These are frequently perpetrated overseas, however the crime remains recorded in Scotland.
- There have been 23 druggings reported this year to date, compared to a 5 year average of 4. The large rise in reported offences is a result of considerable media and social media attention given to 'spiking' during the last 12 months.

Case Study – Damon Frail

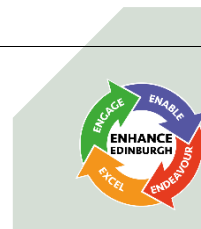




CASE STUDY


In September 2022, Damon Frail was sentenced to 7 years and 6 months imprisonment for a series of 11 armed robberies that occurred across various locations in Edinburgh. Frail targeted lone female shop workers, presenting knives at them, before demanding they hand over the proceeds of the business. As a result of a protracted investigation and evidence gathered against him, Frail pleaded guilty at a pre-trial hearing.

Detective Inspector Kevin Tait:

"Our dedication to tackling violent crime in the Capital continues to be a priority for me and my department in order to ensure we keep our communities safe. My dedicated team, who have responsibility for the investigation into serious violent offences, have recently seen several of our high profile investigations come to a successful conclusion in court. The sentence imposed on Damon Frail is testament to the hours of significant and arduous detective work that is required for these types of investigations. I would also like to recognise the part that is played by our communities during the investigation into such crimes, and highlight the impact these crimes have on the victims. The assistance and willingness of the public to provide local community information and intelligence is vital to the role that my officers perform, and we are truly grateful for the continual support that is provided, which in turn assists in ensuring our communities are a safe place to both live and work."



Group 2 crime includes:	Group 2 Recorded Crime	Group 2 Solvency
		
April – September 2022	624	51.0%
April – September 5 year average	622	56.6%
% change from 5 year average	+0.3%	-5.6%
<ul style="list-style-type: none"> Overall Group 2 crime has increased by 0.3% (2 more crimes) against the 5 year average. Solvency has reduced by 5.6% against the 5 year average. Rape has increased by 3.9% (4 more crimes) against the 5 year average. Solvency has increased by 5.3% to 56.8%. Sexual assaults have increased by 14.8% (27 more crimes) against the 5 year average, however have reduced by 5.8% (13 fewer crimes) when compared to LYTD. The 5 year average has been impacted by a significant decrease in offences committed in 2020. Indecent Communication Offences have reduced by 14.0% (14 fewer crimes) compared to the 5 year average. Lewd & Libidinous practices have increased by 28.6% (16 more crimes) against the 5 year average. These are non-recent offences, and the rise can be attributed to a number of reports relating to historical abuse against children. 		



 <p>SEXUAL OFFENCES</p>	<p>DCI Adam Brown, Public Protection Unit:</p> <p><i>“The Edinburgh Public Protection Unit (PPU) continues to work closely with partner agencies, such as Edinburgh Rape Crisis and Edinburgh University, to increase confidence in reporting, provide support, and improve our policing response. In July 2022 I was appointed chair of the Equally Safe Edinburgh Committee. This role, combined with my previous experience supervising the Domestic Abuse Investigation Unit, will provide opportunities to build on existing relationships with partner agencies and forge new ones to enhance the wider response to sexual offending and harmful behaviours. Officers from the PPU and Preventions, Interventions and Partnerships team (PIP) are currently active in the Women’s Safety In Public Places Community Improvement Partnership, the Commercial Sexual Exploitation sub-group, as well as regular bespoke conferences with partners.</i></p> <p><i>Rape and other Group 2 performance figures are not notably varied from previous years, with the only significant change being in sexual assaults, which is not unanticipated with a return to normality after Covid-19, and can also be attributed to an inconsistent data set affecting the five year average due to variations in reporting during lockdown. An increase in non-recent offences against children (i.e. adults reporting abuse perpetrated against them as children) has been identified. This is attributable to ongoing and proactive operations, such as Operation Treefrog, and recent attention given to the subject by the broadcaster Nicky Campbell, who has spoken extensively about his own experiences at school.”</i></p>



Reducing Drug Harm and Targeting Supply

Drug Supply crime includes:

- Manufacture or cultivation of drugs
- Supply of drugs to another (including intent)
- Bringing drugs into prison

	Drug Supply Recorded Crime	Drug Supply Solvency
		
April – September 2022	201	72.6%
April – September 5 year average	209	87.7%
% change from 5 year average	-3.8%	-15.0%

- Total drug crime has increased by 13.1% (164 more crimes) and solvency has reduced by 5.2% to 86.4% against the 5 year average.
- Production, manufacture or cultivation of drugs has reduced by 22.4% (5 fewer crimes).
- Supply of drugs has reduced by 8.2% (17 fewer crimes) and solvency has reduced by 12.1% to 75.5% against the 5 year average. The reduction in solvency is largely due to the pending forensic analysis of controlled substances and electronic devices.
- Possession of drugs has increased by 16.8% (174 more crimes) and solvency has reduced by 3.7% to 88.8% against the 5 year average. This increase in possession offences has driven the rise in overall drug crime, and was due to a high volume of crimes recorded at a dance event.
- Bringing drugs into prison has reduced by 46.7% (7 fewer crimes) against the 5 year average. This reduction is a consequence of reduced visitor numbers to the prison and improved prevention mechanisms.
- Partnership work with the National County Lines Co-ordination Centre continues, with the aim of reducing the opportunities for external Serious and Organised Crime Groups to supply controlled substances in Edinburgh, whilst also providing safeguards for exploited children.

Targeting Supply



**COUNTY
LINES**

County Lines Activity – Detective Inspector Alison MacDonald



“The County Lines team continue to concentrate their efforts on targeting the drug supply network emanating from other areas of the UK. In addition to this, they look to safeguard and assist those being exploited by these County Lines organised criminals.


Continued and dedicated focus has been given to identifying and targeting those involved in Serious and Organised Crime within Edinburgh. These nominals often use violence and threats in a bid to secure control of territorial areas. These groups fund their criminality through the control and supply of controlled drugs with a complete disregard for the harmful impact this has on the local community. This drug supply control has resulted in feuds and violence in the City, which is robustly investigated. The CID have managed the evolving threats picture, maximising the safety of the community while looking to prosecute the persons involved.

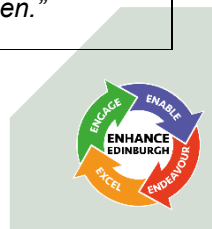
The drugs supply model displayed by some of these groups has seen an increase in the number of young people who are becoming involved in the street supply of commodity. In addition to the youth justice process, a significant push on intervention and partnership engagement is ongoing in order to deter these vulnerable individuals from returning to criminality. This approach demonstrates the balance of identifying criminality with partnership working to maximise the safety and support to young offenders, with a view to deterring them from future criminal activity.”



Targeting Housebreaking and Acquisitive Crime



Group 3 crime includes:	Group 3 Recorded Crime	Group 3 Solvency
		
<ul style="list-style-type: none"> Housebreaking Theft of / from motor vehicles Shoplifting Common theft Fraud 		
April – September 2022	7709	19.4%
April – September 5 year average	8535	24.5%
% change from 5 year average	-9.7%	-5.1%
<ul style="list-style-type: none"> Acquisitive crime has reduced by 9.7% (826 fewer crimes) against the 5 year average. Overall housebreaking, which includes domestic premises, businesses, sheds and garages, has reduced by 35.1% (383 fewer crimes) against the 5 year average. Domestic housebreaking has reduced by 42.9% (217 fewer crimes) against the 5 year average. Solvency has increased by 1.2% to 27.6%. Motor vehicle crime has reduced by 6.6% (77 fewer crimes) against the 5 year average. Shoplifting has reduced by 4.8% (91 fewer crimes) against the 5 year average, whilst common theft has increased by 0.6% (12 more crimes) against the 5 year average. Fraud has increased by 36.7% (280 more crimes) against the 5 year average, which is reflective of a wider national trend. A significant proportion of this is perpetrated via electronic means. Police Scotland and the Scottish Police Authority's joint strategy for the future of policing in Scotland, includes the commitment to develop a specific cyber strategy to transform Police Scotland's internal cyber capability and response. This enables the delivery of proactive support to individuals, communities and partners that embeds resilience and aligns to our wider preventative model. 		

 <p>CASE STUDY</p>	<p>Case against Jordan Skachill</p> <p>Following a rise in thefts of Range Rover vehicles across Edinburgh and the Lothians, extensive enquiries identified Jordan Skachill as being responsible, with him using specialist coding equipment to conduct his thefts. The execution of search warrants ensured the device used was recovered and the instances of Theft of Range Rover motor vehicles reduced significantly. Skachill was also linked to 15 housebreakings, along with 21 vehicle thefts. He regularly drove stolen vehicles and made off from police officers, engaging in pursuits that placed the public in danger. Skachill was recently sentenced to 40 months' imprisonment for Theft by Housebreaking, theft of Motor Vehicles, Road Traffic offences and Threatening and Abusive Behaviour towards police officers.</p>
	<p>Detective Inspector Gordon Couper</p> <p><i>"Jordan Skachill showed utter disregard for anyone other than himself while he carried out these crimes, placing the public and police in danger on numerous occasions. His selfish acts to deprive others of high value vehicles continued for a sustained period, however through meticulous investigation and collaborative working with other divisions and partner agencies, the Community Investigation Unit effected his arrest and he was charged with a significant number of offences. Skachill was remanded until his sentencing of 40 months' imprisonment, that will potentially act as a deterrent to others looking to commit similar crimes. The continued efforts of the Community Impact Team, dedicated to investigating acquisitive crime and the targeting of offenders like Skachill, has contributed to the overall reduction in housebreaking of 35.1% on the five year average across the division, whilst solvency has risen."</i></p>



Group 4 crime includes:

- Culpable and reckless conduct
- Vandalism
- Fireraising

ASB Group Recorded Incidents	Group 4 Crime
	
April – September 2022	2,383
April – September 5 year average	2,562
% change from 5 year average	-7.0%

- Anti-Social Behaviour (ASB) incidents have reduced by 21.5% (4649 fewer incidents). The 5 year average has been heavily influenced by a substantial increase in Covid-19 related calls recorded in 2020 and 2021.
- Group 4 crime has reduced by 7.0% (179 fewer crimes) against the 5 year average.
- Fireraising has increased by 26.4% (32 more crimes) against the 5 year average. This increase is the consequence of a significant reduction in recorded offences during the Covid-19 pandemic.
- Vandalism has reduced by 14.2% (318 fewer crimes) against the 5 year average.
- Public nuisance incidents have reduced by 31.9% (1858 fewer incidents) against LYTD, whilst noise complaints have reduced by 28.7% (1228 fewer incidents) against LYTD.

Operation Crackle

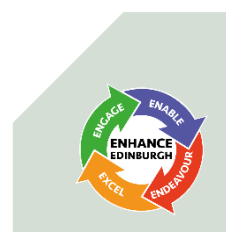


QUOTE

Chief Inspector Neil Wilson – North West Local Area Commander



“5th November saw a small minority of individuals across Edinburgh engaged in truly reckless behaviour on Bonfire Night. Our post incident investigation involved the review of extensive CCTV footage and has resulted in 14 individuals being charged with various offences including breach of the peace, assault, theft, breach of dispersal order, culpable and reckless conduct and firework related offences.

Inquiries continue apace to bring further offenders to justice and work is ongoing in partnership with the Crown Office and Procurator Fiscal Service to ensure that more serious offences are dealt with at the appropriate level. It is anticipated that the investigation will be concluded by the end of January and further updates will be provided in due course. We are indebted to Edinburgh’s communities for their support and assistance and will continue to work for them and with them, alongside stakeholders, to identify and implement effective interventions to redirect young people towards more positive life choices.



Group 7 crime includes:

- Dangerous Driving
- Drink / Drug Driving
- Speeding
- Driving without a Licence
- Mobile phone offences
- Using a vehicle without an MOT certificate

	Group 7 Recorded Crime	Group 7 Solvency
		
April – September 2022	4654	79.2%
April – September 5 year average	4619	82.7%
% change from 5 year average	+0.8%	-3.5%
<ul style="list-style-type: none"> • Group 7 crime has increased by 0.8% (35 more crimes) and solvency has reduced by 3.5% to 79.2% against the 5 year average. • Dangerous driving offences have increased by 17.0% (22 more crimes) against the 5 year average. • Driving without a licence offences have increased by 17.6% (50 more crimes) against the 5 year average. • Driving without insurance offences have increased by 8.6% (65 more crimes) against the 5 year average. Increases in licence and insurance offences have been apparent in the last 3 years, since the distribution of mobile devices to officers, allowing them to check vehicles in higher numbers without the need for radio transmissions. • There have been 6 fatal collisions, which is an increase of 4 collisions against LYTD. These collisions continue to be investigated, with no single factor linking all of them. The Edinburgh Road Safety Partnership continues to work collaboratively in an effort to identify at an early stage opportunities to improve safety for all road users. • There has been a decrease of 11.2% (10 fewer collisions) in serious injury collisions and an increase of 0.4% (1 collision more) in those resulting in slight injury. 		

Roads Policing in Edinburgh



QUOTE




Inspector Roger Park, Roads Policing:


“In the months of July - September, Edinburgh Roads Policing have as part of Police Scotland’s National Calendar of Road Safety have focused on the Summer Drink Drive campaign, Commercial Vehicles, Drug Driving and Vulnerable Road Users. As part of these campaigns, we have worked with our colleagues in the National Motorcycle Unit, Local Community Policing Teams and our partners in the Driver and Vehicle Standards Agency.




In addition to proactively policing our roads, Edinburgh Roads Policing were engaged in a number of significant events throughout the summer months, including events at the Royal Highland Show Ground, Royal and VIP visits, and numerous Rock and Pop concerts at Murrayfield Stadium and the Royal Highland Centre.

September of course also saw the passing of Her Majesty Queen Elizabeth II. Edinburgh Roads Policing had a significant part to play in the logistical plan and ceremonial duties immediately following intimation of her death.”



	All Domestic Abuse Incidents	Domestic Crimes	Domestic Abuse Solvency
			
April – September 2022	2677	1354	69.2%
April – September 5 year average	2912	1835	66.5%
% change from 5 year average	-8.1%	-26.2%	+4.1%
<ul style="list-style-type: none"> Domestic abuse incidents have reduced by 8.1% (239 fewer incidents) against the 5 year average. Domestic crimes have reduced by 26.2% (481 fewer crimes) against the 5 year average. The reduction in domestic offences is down to no single cause or measure. The Domestic Abuse Local Action Group (DALAG) addresses low risk and low threshold cases of domestic abuse to support the perpetrator and/or victim to access services which reduce vulnerability, risk and promote wellbeing. The presence of the DALAG, as well as local area and divisional scrutiny, minimises the risk of under-reporting of domestic offences. Solvency has increased by 4.1% to 69.2% against the 5 year average. Domestic Bail offences have reduced by 21.0% (35 fewer crimes) against the 5 year average. Disclosure Scheme for Domestic Abuse Scotland (DSDAS) referrals have continued to increase on last year. The scheme provides means of sharing information about an abusive partner's past. Increased numbers of applications are being received by partner agencies demonstrating a greater awareness of the scheme and its key role in the provision of protection to those who may be at risk of domestic abuse. 			

Domestic Abuse	
 <p>CASE STUDY</p>	<p>Case Study – David Findlay:</p> <p>In September 2022 David Findlay of Edinburgh became the first person in Scotland to be convicted of “sex without consent” under Domestic Abuse legislation.</p> <p>This was the first instance where the circumstances of a complaint of rape, normally prosecuted under Section 1 of the Sexual Offences (Scotland) Act 2009, were included as part of a charge under the Domestic Abuse (Scotland) Act 2018, which also referenced the serious physical and psychological harm caused to Findlay’s victims.</p> <p>The decision to include the serious sexual element of the complaint had previously been challenged by Findlay’s legal team, however it was ruled as competent for it to remain. Findlay was jailed for five years, placed on the sex offenders register for life, and issued with a 15-year non-harassment order against his victims.</p>

	Hate Incidents	Hate Crimes	Hate Crime Solvency
			
April – September 2022	651	481	55.3%
April – September 5 year average	666	649	59.2%
% change from 5 year average	-2.3%	-25.9%	-3.9%
<ul style="list-style-type: none"> Hate crimes have reduced by 25.9% (168 fewer crimes), while hate incidents have reduced by 2.3% (15 fewer incidents) compared to the 5 year average. Solvency for hate crime has reduced by 3.9% compared to the 5 year average. Racially aggravated crimes have reduced by 19.0% (76 fewer crimes) compared to LYTD, and crimes aggravated by sexual orientation have reduced by 16.2% (19 fewer crimes) compared to LYTD. <p>An additional report has been provided to the Policy & Sustainability Committee detailing an update on hate crime, as well as best practices and processes in Edinburgh.</p>			

Edinburgh Inter Faith Association



CASE STUDY

PS Mark Innes – Preventions, Interventions, Partnerships

“Our Equality and Diversity team have been delighted with the ever growing relationship with Edinburgh Inter Faith Association (EIFA). This partnership has given officers an enhanced reach in relation to raising awareness of hate crime and the impact that it has on people, families and communities. In addition our team benefits greatly from the excellent support and advice that EIFA can offer in relation to our community engagements and the support that we can offer Edinburgh’s diverse faith communities.”

We were delighted to have recently been invited to support the EIFA Religion and Belief Roadshows held in primary schools across Edinburgh. These provide a fun and interactive way for children and young people to learn about different faiths and beliefs. There are around six or seven faiths that come together at each Roadshow to help educate young people about the different faith communities across Scotland. By participating in these events, our officers have been building relationships with children and young people within schools, and have been able to discuss hate crimes with the pupils and explain what do if they experience a hate crime. We have been hugely impressed with the enthusiasm that the children have shown at recent events at Blackhall, Brunstane and Parsons Green primary schools and we are looking forward to attending many more, alongside EIFA’s faith representatives, over the coming months.”

Professor Joe Goldblatt, EIFA

“Many thanks to our Police Scotland partners! Your support really enhances these events. I also noted quite a few young women looking admiringly at you and perhaps thinking “That might be me in a few years!””



Needs of Local Community

Success means the needs of the local communities are addressed through effective service delivery

Preventative Approaches and Local Partnerships

Operation Elate

Operation Elate has been established as a means of improving Cables Wynd House and surrounding areas in Leith that are known for Antisocial Behaviour, drugs and deprivation. Work is ongoing with City of Edinburgh Council, YMCA, Citadel, and local residents to create a community hub to improve community spirit and amenities. Plans include workshops around employability and mental health, access to youth leaders and mentors, how to budget, and housekeeping. Funding has been authorised and work is underway.

Days of actions were conducted that included visits to vulnerable persons, business and licensed premises checks, road checks, and joint operations with DVLA and immigration.

MSPs took part in a walk-around with the Local Area Commander, engaging with the community and listening to thoughts and ideas to improve the area.

On top of this, they targeted crime in the area, executing search warrants utilising specialist resources such as dogs, search units and public order teams to send a strong message that organised crime will not be tolerated. This led to over £65,000 of illegal drugs and cash being seized, multiple arrests and the recovery of £10,000 worth of stolen property.

“Beat Hate” Campaign

“Beat Hate” Campaign was designed to tackle hate crime by engaging with identified members from our diverse community across North East area. It developed the positive work carried out during the “Beat Hunger” campaign. Our Community Policing Team worked in partnership with Ripple, Edinburgh Community Food, bringing together individuals and families from diverse backgrounds and ethnicities to showcase community cooking over a series of classes and workshops. This encouraged people to develop their food experiences, exposing them to cultural diversity and promoted discussions around support agencies, reporting mechanisms and crime prevention.



Community Officers attended the Active Over-50 Christmas Party at Feniks, sampling Polish food and chatting with the group as part of the wider Beat Hate Campaign.



Confidence in Policing

Success means public and communities are engaged, involved and have confidence in policing

Police Scotland is committed to a monthly User Satisfaction Survey. A change in process in January 2020 now sees a minimum of 123 surveys being conducted by an external consultancy every month within Edinburgh, to provide feedback on the public's interactions with the police. Participants are sent SMS messages containing a link to a survey, which they then complete.

Results from April - September 2022 are provided below:

	Appropriate Response	Adequately Updated	Overall Satisfaction
E Division	59.2%	46.0%	67.8%
Force	61.5%	47.3%	66.5%

Engagement and involvement are key aspects of policing, identifying local priorities, problem solving and ensuring our communities have confidence in policing. We work hard to use the findings of these surveys to identify areas for service delivery improvement.

Community Engagement



SPOTLIGHT ON SOUTH-EAST

Operation Taupe

The Hunter Square Working Group was established to target violence, ASB and drug misuse in the Hunter Square area whilst also supporting vulnerable persons who were or at risk of becoming homeless. The initiative led by Police Scotland worked on 2 strands, People and Place, to look at environmental improvements, enforcement and support for vulnerable persons.

Persons frequenting the square disclosed they felt they weren't getting any support and had no other place to go to. As part of the initiative, and working alongside Street Works and Edinburgh Health & Social Care Partnership, Wellbeing Wednesday was established taking place at Street Reads Library on Nicolson Square. £3,000 funding was provided from the Local Partnership & Initiative Fund to assist in setting up a 6-month pilot to provide a holistic approach to supporting the local community with a specific focus on the homeless.

The initiative will have input from NHS Scotland, mental health services, street pharmacy and offer additional therapies for mental wellbeing. This will provide a tailored approach to an individual's needs and offer diversion to criminal activity.

Provision of food and health advice will also be provided. The initiative will be evaluated for 6 months with anticipation of it becoming a permanent fixture. By taking a public health approach to dealing with issues at Hunter Square, it has offered support to vulnerable persons whilst reducing crime by over 50% compared to last year.



Promoting the Community Alcohol Partnership and discussing the prevention and education work ongoing in Hunter Square



Positive Working Environment

Success means our people are supported through a positive working environment enabling them to serve the public

Positive Working Environment

Training & Development

Naloxone eLearning training has been conducted and around 500 of the intra-nasal spray kits have been distributed to officers. Within days of its roll-out, PC Paul Gunderson became the first officer in E Division to administer Naloxone to counteract an opioid-related drug overdose. The spray was effective and quick-acting, with the individual's condition improving by the time an ambulance arrived.

An enhanced induction period was conducted for 25 new probationary PCs, including a welcome from Chief Superintendent Scott and Superintendent Rennie, as well as inputs on the divisional workings, a court visit, Procurator Fiscal input, wellbeing, and standards.



The Division's 25 new probationers, welcomed to the Division by Ch Supt Scott and Supt Rennie

SC Elizabeth McLeod

Special Constable Elizabeth McLeod was recently awarded Special Constable of the Year from the Scottish Women's Development Forum in relation to work she carried out with a citations initiative. Elizabeth has worked across Edinburgh since joining the service in September 2012, and during her time she has become a popular member of the team enjoying the admiration of those she works with.

During the aftermath of the pandemic, Edinburgh was experiencing high demand from a large influx of court citations, which Elizabeth quickly identified. She presented an innovative plan which involved Special Constables taking ownership of citation delivery and associated administrative tasks. In her own time and under her own initiative, Elizabeth compiled an easy to follow guide for her Special Constable colleagues. She identified staff for the initiative, wrote a briefing paper, created an informative PowerPoint and played a pivotal role in substantially reducing the number of citations that were allocated to response teams. Overall, thanks to her efforts, Elizabeth and her colleagues, successfully dealt with over 300 citations over a three month period during the initial initiative. The effects continue to have positive impact on response teams and Elizabeth's efforts have inspired a flurry of activity from other Specials who are continuing to provide support with the initiative.



SC McLeod receives her award from CC Livingstone



RECENT EVENTS

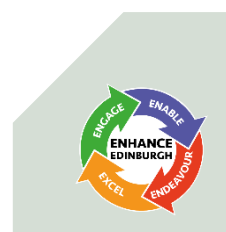


Crime Statistics

During 2020/21 there were a variety of Covid-19 pandemic restrictions and lockdowns. It is recommended that the primary comparator to use as a baseline is a five-year average. Where this is not available, then a three-year average should be used. Where comparisons are made between 2020/21 and 2019/20 caution should be used when interpreting analytical results.

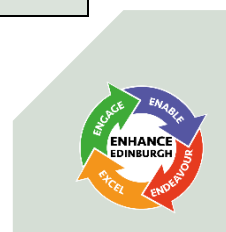
Overall Recorded Crime					
	21/22	22/23	% change from 21/22	5 year mean	% change from 5 year mean
Group 1-5	12,506	14,084	12.6	14,817.0	-4.9
Group 1-7	23,435	24,257	3.5	25,955.8	-6.5
Group 1	476	507	6.5	471.8	7.5
Group 2	650	624	-4.0	622.2	0.3
Group 3	6,600	7,709	16.8	8,535.2	-9.7
Group 4	2,300	2,383	3.6	2,562.0	-7.0
Group 5	2,480	2,860	15.3	2,625.8	8.9
Group 6	6,075	5,520	-9.1	6,520.0	-15.3
Group 7	4,854	4,654	-4.1	4,618.8	0.8

Overall Solvency Rates					
	21/22	22/23	% change from 21/22	5 year mean	% change from 5 year mean
Group 1-5	39.7	36.0	-3.7	38.7	-2.7
Group 1-7	54.6	50.1	-4.5	52.9	-2.8
Group 1	59.5	60.7	1.3	66.7	-5.9
Group 2	57.1	51.0	-6.1	56.6	-5.6
Group 3	20.8	19.4	-1.4	24.5	-5.1
Group 4	24.2	19.2	-5.0	20.8	-1.6
Group 5	96.2	87.1	-9.0	93.0	-5.8
Group 6	62.1	61.7	-0.5	64.2	-2.5
Group 7	83.6	79.2	-4.4	82.7	-3.5



Group 1 – Non Sexual Crimes of Violence - Recorded					
	21/22	22/23	% change from 21/22	5 year mean	% change from 5 year mean
Group 1 Total	476	507	6.5	471.8	7.5
Murder	1	3	200.0	2.2	36.4
Culpable Homicide	0	0	-	2.0	-100.0
S1 Domestic Abuse	78	58	x	54.4	x
Att Murder	7	17	142.9	10.6	60.4
Serious Assault	136	152	11.8	173.8	-12.5
Robbery	123	83	-32.5	135.4	-38.7

Group 1 – Non Sexual Crimes of Violence – Solvency					
	21/22	22/23	% change from 21/22	5 year mean	% change from 5 year mean
Grp 1 Total	59.5	60.7	1.3	66.7	-5.9
Murder	100.0	100.0	-	109.1	-9.1
Culpable Homicide	x	x	x	70.0	x
S1 Domestic Abuse	71.8	86.2	x	69.1	x
Att Murder	142.9	94.1	-48.7	98.1	-4.0
Serious Assault	65.4	77.0	11.5	71.9	5.1
Robbery	64.2	74.7	10.5	66.5	8.2



Group 2 – Sexual Crimes – Recorded					
	21/22	22/23	% change from 21/22	5 year mean	% change from 5 year mean
Total Group 2	650	624	-4.0	622.2	0.3
Rape	119	111	-6.7	106.8	3.9
Sexual Assault	223	210	-5.8	183.0	14.8
Lewd & Libidinous	49	71	44.9	55.2	28.6
Indecent Communications	53	45	-15.1	59.4	-24.2
Threat/Disclose Intimate Image	34	29	-14.7	28.2	2.8

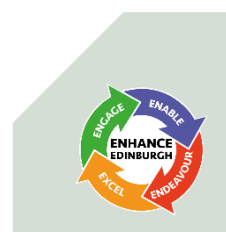
Group 2 – Sexual Crimes – Solvency					
	21/22	22/23	% change from 21/22	5 year mean	% change from 5 year mean
Total Group 2	57.1	51.0	-6.1	56.6	-5.6
Rape	61.3	56.8	-4.6	51.5	5.3
Sexual Assault	55.2	40.5	-14.7	44.8	-4.3
Lewd & Libidinous	71.4	42.3	-29.2	73.9	-31.7
Indecent Communications	50.9	68.9	17.9	64.3	4.6
Threat/Disclose Intimate Image	29.4	44.8	15.4	44.0	0.9



Group 3 – Acquisitive Crime - Recorded					
	21/22	22/23	% change from 21/22	5 year mean	% change from 5 year mean
Total Group 3	6,600	7,709	16.8	8,535.2	-9.7
Housebreaking Dwelling	331	288	-13.0	504.8	-42.9
Housebreaking Non-Dwelling	194	253	30.4	325.4	-22.2
Housebreaking other	162	166	2.5	259.4	-36.0
Total Housebreaking	687	707	2.9	1,089.6	-35.1
OLP Motor Vehicle	215	240	11.6	309.0	-22.3
Theft of Motor Vehicle	281	427	52.0	363.8	17.4
Theft from Motor Vehicle	336	320	-4.8	415.2	-22.9
Total Motor Vehicle	880	1,088	23.6	1,165.0	-6.6
Theft Shoplifting	1,419	1,800	26.8	1,890.8	-4.8
Common Theft	1,528	2,182	42.8	2,169.8	0.6



Group 3 – Acquisitive Crime – Solvency					
	21/22	22/23	% change from 21/22	5 year mean	% change from 5 year mean
Total Group 3	20.8	19.4	-1.4	24.5	-5.1
Housebreaking Dwelling	18.7	29.2	10.4	27.6	1.6
Housebreaking Non-Dwelling	7.2	3.6	-3.7	8.1	-4.6
Housebreaking other	45.7	35.5	-10.1	36.5	-0.9
Total Housebreaking	21.8	21.5	-0.3	23.9	-2.4
OLP Motor Vehicle	12.6	10.0	-2.6	7.6	2.4
Theft of Motor Vehicle	29.2	15.2	-14.0	26.9	-11.7
Theft from Motor Vehicle	10.1	7.8	-2.3	9.0	-1.1
Total Motor Vehicle	16.8	11.2	-5.6	14.3	-3.1
Theft Shoplifting	38.7	39.1	0.4	48.5	-9.4
Common Theft	13.2	12.1	-1.1	14.4	-2.3



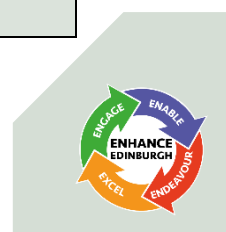
Group 4 – Fire-raising, Vandalism etc. - Recorded					
	21/22	22/23	% change from 21/22	5 year mean	% change from 5 year mean
Total Group 4	2,300	2,383	3.6	2,562.0	-7.0
Fire-raising	122	154	26.2	121.8	26.4
Vandalism	1,918	1,925	0.4	2,242.8	-14.2
Culpable & Reckless	249	294	18.1	189.8	54.9

Group 4 – Fire-raising, Vandalism etc. – Solvency					
	21/22	22/23	% change from 21/22	5 year mean	% change from 5 year mean
Total Group 4	24.2	19.2	-5.0	20.8	-1.6
Fire-raising	23.8	18.8	-4.9	18.1	0.8
Vandalism	22.0	17.9	-4.1	19.2	-1.3
Culpable & Reckless	42.2	28.6	-13.6	41.3	-12.7



Group 5 – Other Crimes – Recorded					
	21/22	22/23	% change from 21/22	5 year mean	% change from 5 year mean
Total Group 5	2,480	2,860	15.3	2,625.8	8.9
Carry offensive weapon	74	82	10.8	68.6	19.5
Handling bladed/pointed weapon	153	177	15.7	131.6	34.5
Bladed/pointed used in other criminality	82	92	12.2	76.4	20.4
Total offensive weapon	416	494	18.8	382.4	29.2
Supply of drugs	161	201	24.8	209.0	-3.8
Possession of drugs	824	1,210	46.8	1,036.2	16.8

Group 5 – Other Crimes – Solvency					
	21/22	22/23	% change from 21/22	5 year mean	% change from 5 year mean
Total Group 5	96.2	87.1	-9.0	93.0	-5.8
Carry offensive weapon	77.0	74.4	-2.6	86.9	-12.5
Handling bladed/pointed weapon	83.0	85.3	2.3	89.1	-3.7
Bladed/pointed used in other criminality	74.4	69.6	-4.8	74.6	-5.0
Total offensive weapon	78.4	75.9	-2.5	82.5	-6.6
Supply of drugs	78.3	72.6	-5.6	87.7	-15.0
Possession of drugs	105.0	88.8	-16.2	92.5	-3.7



Group 6 Recorded Crime					
	21/22	22/23	% change from 21/22	5 year mean	% change from 5 year mean
Total Grp 6	6,075	5,520	-9.1	6,520.0	-15.3
Common assault	2,720	2,589	-4.8	2,886.2	-10.3
Common assault - emergency workers	338	316	-6.5	294.4	7.3
Total Common assault	3,058	2,905	-5.0	3,180.6	-8.7

Group 6 Solvency Rates					
	21/22	22/23	% change from 21/22	5 year mean	% change from 5 year mean
Total Grp 6	62.1	61.7	-0.5	64.2	-2.5
Common assault	51.8	53.6	1.8	53.0	0.6
Common assault - emergency workers	95.0	94.3	-0.7	97.8	-3.5
Total Common assault	56.5	58.0	1.5	57.2	0.9



Group 7 – Offences Related to motor Vehicles					
	21/22	22/23	% change from 21/22	5 year mean	% change from 5 year mean
Total Group 7	4,854	4,654	-4.1	4,618.8	0.8
Dangerous Driving	154	153	-0.6	130.8	17.0
Drink / Drug Driving	238	263	10.5	208.2	26.3
Speeding Offences	397	221	-44.3	346.4	-36.2
Driving whilst Disqualified	49	63	28.6	76.4	-17.5
Driving without a Licence	350	336	-4.0	285.8	17.6
Insurance Offences	777	818	5.3	753.0	8.6
Seat Belt Offences	126	77	-38.9	127.0	-39.4
Mobile Phone Offences	87	208	139.1	167.6	24.1
Driving Carelessly	510	410	-19.6	364.6	12.5
Using a MV without MOT	665	506	-23.9	572.4	-11.6



Police Scotland's Quarter 2 Performance Report for the Scottish Police Authority can be found [here](#)

Police Scotland performance statistics by council and policing division is available [here](#). If reviewing Divisional figures, Edinburgh's performance data can be found on the 'Data Div6' tabs. If reviewing Council figures, Edinburgh's performance data can be found on the 'Data CA (12)' tabs.

Should you desire any information that is not detailed on our website, you may submit an access to information request by following the instructions provided [here](#)

